



*For a worry-free wedding day...*

- Carry your wedding day kit
- Eat something
- Delegate
- Go for wonderful & memorable, instead of perfect
- Relax, enjoy, and have fun!
- Visit OneWed** for in-a-snap planning help, real bride advice and the largest online database of local wedding vendors with honest and detailed ratings and reviews.



Checklists



Contacts



Honest Answers

# OneWed's Guide

## For the Savvy Bride

Loving (and Surviving) Your Big Day

[www.OneWed.com](http://www.OneWed.com)



[www.OneWed.com](http://www.OneWed.com)

Real Brides. Honest Answers.



## Wedding Timeline

### 6+ months to go

- Settle on a budget
- Create a wedding binder
- Hire wedding planner, if needed
- Decide on guest list, compile addresses
- Secure venue & date
- Select wedding party
- Research, compare vendors on OneWed.com
- Book ceremony music, DJ or band
- Book photographer & videographer
- Book florist
- Plan & book honeymoon
- Create wedding website
- Book caterer
- Book officiant or clergy
- Secure room blocks for guests
- Find salon & spa near venue
- Chat with vendors on your vision
- Select invitations & stationery
- Mail save-the-date cards
- Find & order "the" dress

### 4–5 months to go

- Buy shoes & veil
- Register for gifts
- Order tuxes & bridesmaids' dresses
- Order cake
- Buy wedding lingerie

### 4–5 months continued . . .

- Reserve wedding night accommodations
- Secure wedding day transportation
- Vent in the OneWed.com forums
- Secure rehearsal dinner venue
- Order favors
- Reserve rentals
- Schedule salon & spa appointments
- Purchase rings
- Talk to florists about needs

## Wedding Timeline

### 2–3 months to go

- Write vows, select readings
- Mail wedding invitations
- Plan day-of timeline
- Have dress fitting
- Experiment with hair color & cut
- Finalize menu & signature drink
- Send photo wish list to photographer
- Mail rehearsal dinner invitations
- Submit newspaper wedding announcement
- Test make-up application

### 1 month to go

- Obtain marriage license, request copies
- Print programs
- Hound guests who haven't RSVP'd
- Have dress fitting
- Assign seats
- Buy wedding party gifts
- Plan & make guest welcome bags
- Request name change documents

### Last 2 weeks

- Finalize head count with caterer
- Make seating cards, menus
- Have final dress fitting
- Cut & color hair, manicure, pedicure, other salon treatments
- Write toasts
- Send final payments, set aside vendor tips
- Relax, enjoy, have fun!




## Honest Answers

**Q:** *Finances are never a fun topic. How do I talk money with my honey?*

Before even picking up your wedding binder, you need to establish a few financial ground rules. Agree on a budget and vow to balance it regularly. True love is the foundation of your marriage, but a firm budget is the foundation of your wedding.

### Savvy Bride's conversation starters:

- |             |  |
|-------------|--|
| Relax!      | Make sure you are both in a relaxed state of mind before entering the discussion. Like romance, mood is everything.  |
| Plan ahead! | Plan a time to talk. In the future, you'll be scheduling your date nights, so this is perfect practice.  |
| Prioritize! | Determine your must-haves (Vera Wang dress, '70s cover band, Paparazzi) in advance so you can communicate your desires, just as you would in the bedroom.                          |
| Do it!      | The first big talk about finances with your fiancé can be uncomfortable, but so was the first time you two were intimate. Just go for it. We promise the next time will be better. |
| Practice!   | Be honest and continue to revisit the topic as necessary. Role playing may help . . .  |

 **Savvy Bride says:** The wedding is only the beginning of your life together—save for the future.

## Honest Answers


**Q:** *To wax or not to wax... what's a girl to do?*

If you do, plan ahead. Give yourself at least a three-day window before the wedding day. Don't forget to pop a Tylenol or two before your appointment. If you don't, no pressure. Just treat yourself to another spa indulgence.

 **Savvy Bride says:** Hair shouldn't be a hassle – decide what's right for you.

**Q:** *Face value... DIY or enlist a pro?*

Unless you're a make-up master, now is the time to hire professional help. Schedule a consultation, visit department store make-up counters and take lots of photos of your trial runs. And let them know how tan you plan to be before buying or settling on a look.


 **Savvy Bride says:** Look like your best self, but still yourself, on your wedding day. Don't be a stranger to your loved ones.

**Q:** *The mane issue... cut, color, coif?*

**Length:** Hair grows a ½ inch per month. If you commit to an up-do early on, be sure to stay loyal to the length.

**Color:** Experiment ASAP if you're thinking about changing your color. Be sure to take plenty of snapshots and make your final call about 3–4 months in advance. Schedule your final color touch-up two weeks before the big day.

**Coif:** Go with a style that makes you feel comfortable. Take a few pictures at the trial run to remind the stylist of the style you desire the day of the wedding. Finally, don't be blindsided if a stylist charges for a consultation—ask before you book.

 **Savvy Bride says:** Consult your fiancé and most honest friends before you make the final cut.

## Honest Answers

**Q:** *My fiancé and I want to have an open bar at our reception, but we're worried about the cost. What should we do?*

The Savvy Bride knows she can be the toast of her reception without blowing her budget on booze. At minimum, offer your guests a signature mixed drink. If you talk to your bartender in advance, he can create a customized cocktail for you or whip up a variation on a classic favorite. Name your special drink for a personalized touch. Let your bartender know your tastes and price range. Select liquor that is a step above well, but don't feel obligated to splurge on top shelf.

**Savvy Bride says:** Make sure there are enticing non-alcoholic options for the under-21 crowd, designated drivers, or the over-served.

**Q:** *Should we stop being intimate before we get married to make our wedding night more special?*

Absence makes the heart grow fonder, and it can have the same effect on your libido. If you want to consummate your marriage with a bang (Ha!), take a sex hiatus before the big night. Some couples take a six-week sabbatical, while others prefer a three-day breather.

**Savvy Bride says:** Figure out what works best for you and your fiancé and don't forget that sex can be a helpful stress reliever.

**Q:** *Help! I'm over budget, overwhelmed, and SO over my maid of honor. How do I deal with the stress?*

We understand how important it is to vent, especially to other brides who feel your pain, too. When you need an outlet to express frustration and bond with other brides, head to OneWed.com's bridal forums and find support for all your wedding woes.

**Savvy Bride says:** No matter what problem you're facing, there is always another bride who's been in your shoes! (No matter how uncomfortable they might be!)

## Honest Answers

**Q:** *I Do and Adieu! Get away or recuperate a day?*

While it can be fun to ride the wedding day momentum all the way to the airport, don't underestimate your exhaustion. Many brides appreciate a day to decompress after the celebration. Whether you want to squeeze in more time with family and friends or ease packing pressure for the honeymoon, the extra time can help keep you sane.

**Savvy Bride says:** Decide in advance if you want your post-wedding day to be "do not disturb" or "the more the merrier."



**Q:** *Should we hire a bouncer to keep the kids out?*

Let's face it – kids are an adorable addition to your wedding day until they're crying as you're escorted down the aisle. If you're not ready for a soundtrack of tears, start by talking to the parents on your guest list to figure out a ceremony plan. Compare notes with your fiancé on your families' expectations. Feelings are at stake, so proceed with caution, and realize circumstance will vary with each child.


Remember, you do have options. You can invite kids only to the reception, or simply not at all. Just remember that parents whose young children aren't invited might be unwilling to attend – especially if they have to travel for the wedding. If children do attend, check with your reception venue or hotel coordinator for suggestions on childcare.

**Savvy Bride says:** Since parents love talking about their kids, initiate the conversation early and try to find a solution that guarantees no tantrums from either side.

## Honest Answers

**Q:** Any tips for planning and booking my honeymoon?

Spread the love and be sure to mention you're honeymooning every time you make a reservation. The romantics will usually make an extra effort and slip you some champagne. Also, keep hunger at bay by arranging to have food in your hotel room on your wedding night... Same goes for your honeymoon destination. You'll probably be hungry, but more in the mood to stay secluded.

 **Savvy Bride says:** Don't forget to book your tickets in your maiden name so they match your ID or passport. Your hubby would hate to leave you behind!



**Q:** What's the 411 on 311?

The 3-1-1 rule states that all liquids, gels, or aerosols carried on the plane must be in containers that are 3 ounces or smaller. (Pack the expensive wedding make-up, hair product and perfume in your checked luggage). All liquid, gel, or aerosol containers must fit into one quart-sized, clear, zip-top plastic bag.

If you use an electric toothbrush, pack it in your carry-on. If you put it in your checked luggage, scanners will pick up on the electronics, making it more likely that your bag will be hand-searched. Pack any electronic toys, you little vixen, in your checked luggage, but remove the batteries.

Leave a little room in your luggage for souvenirs, post-wedding gifts from your hubby (jewelry is ALWAYS cheaper on vaca) and all those goodies to remember your honeymoon.

 **Savvy Bride says:** Know what you need in a pinch! Pack prescription meds, touch-up make-up, camera, iPod, swimsuit, and printed itinerary with contact information in your carry-on. And don't forget breath mints for any in-flight lip lock.

## Honest Answers

**Q:** While setting off on my foreign affair, what should I remember to do?


Ooh la la, mon cheri! Don't forget chargers and converters for your camera, cell phones, hair tools, etc. You may also want to pack an extra camera battery and a new memory stick. And always check travel restrictions abroad – some countries no longer allow carry-on baggage.

This trip is about the two of you, so agree to leave your cell phone off most of the time. If you can't go cold turkey, allow yourself a sneak peek when your Sig O is otherwise occupied.

Before you hop on the plane, make a quick getaway guide of what to see and do. Toss your wedding binder and throw on your bikini or beret. After months of planning you deserve rest and relaxation. Leave room for spontaneity and put that new lingerie to good use with a little "do nothing" or "do everything" time each day.

**Of course, love conquers all, but don't forget to carry:**

- Photocopies of credit cards and passports
- Digital camera batteries
- Sunblock
- Birth control (if you so desire)

 **Savvy Bride says:** Before your love boat docks on foreign soil, make sure you have the right shots, vaccines, meds and papers (passport, visa).



## Honest Answers

**Q:** Now that I've found "the dress," how do I accentuate the positive?

Put your best bosom forward with these helpful hints:

Unmentionable	Perfect Combo	Be Warned
Adhesive bras	Small cup & strapless or backless	Don't get unstuck ... do a test run to make it stick
Strapless bras	Small or medium cup & strapless or halter	Check for comfort & staying power ... keep the girls in one place
Bustier or corset	Any cup & most necklines	Have room to breathe, sneeze and party

**Savvy Bride says:** If a corset or strapless bra isn't already built into your dress, ask your seamstress to sew one in. Then the girls will stay put all night long.



**Q:** The gifts are piling up pre-wedding. How long do I have to write thank yous before they ask for the gift back?

Guests have a year to buy you a gift, so take a year to thank them, (just kidding). That said, within two months of purchase will do. Divide and conquer with your groom and knock out a few each week.

**Savvy Bride says:** Don't forget to thank your wedding vendors! Go to OneWed.com, review your vendors and share your wisdom with savvy Brides-to-be.

## Honest Answers

**Q:** How can you tell if that special someone is really "The One"?

Assuming we're talking about a special caterer, baker, wedding planner, photographer or any other "please take care of everything so I can dance my cute little butt off" wedding vendor, the Savvy Bride knows just what to do.

First, the Savvy Bride goes to OneWed.com to search over 200,000 local wedding vendors. In just a few keystrokes, you'll be reassured that there are plenty of good fish in the sea. Next, read the extensive collection of ratings and reviews written by brides just like you. Their in-depth responses and warm, personal stories will allow you to find a vendor that matches your style, personality, budget and general va va vooom—and be certain that the wedding professional is "The One."

**Savvy Bride says:** Don't take advice from your best friend's sister's brother's girlfriend. Read ratings & reviews of local wedding vendors from brides like you!



*OneWed Vendor Contact List*

*Rehearsal Dinner Locale*

name: \_\_\_\_\_  
address: \_\_\_\_\_  
phone: \_\_\_\_\_  
e-mail: \_\_\_\_\_

*Ceremony Site*

name: \_\_\_\_\_  
address: \_\_\_\_\_  
phone: \_\_\_\_\_  
e-mail: \_\_\_\_\_

*Reception Site*

name: \_\_\_\_\_  
address: \_\_\_\_\_  
phone: \_\_\_\_\_  
e-mail: \_\_\_\_\_

*Photographer*

name: \_\_\_\_\_  
address: \_\_\_\_\_  
phone: \_\_\_\_\_  
e-mail: \_\_\_\_\_

*Florist*

name: \_\_\_\_\_  
address: \_\_\_\_\_  
phone: \_\_\_\_\_  
e-mail: \_\_\_\_\_

*Catering*

name: \_\_\_\_\_  
address: \_\_\_\_\_  
phone: \_\_\_\_\_  
e-mail: \_\_\_\_\_

*Officiant or Clergy*

name: \_\_\_\_\_  
address: \_\_\_\_\_  
phone: \_\_\_\_\_  
e-mail: \_\_\_\_\_

*Ceremony Musicians*

name: \_\_\_\_\_  
address: \_\_\_\_\_  
phone: \_\_\_\_\_  
e-mail: \_\_\_\_\_

*Reception DJ/Band*

name: \_\_\_\_\_  
address: \_\_\_\_\_  
phone: \_\_\_\_\_  
e-mail: \_\_\_\_\_

*Cakes & Bakers*

name: \_\_\_\_\_  
address: \_\_\_\_\_  
phone: \_\_\_\_\_  
e-mail: \_\_\_\_\_

*Invitations & Stationery*

name: \_\_\_\_\_  
address: \_\_\_\_\_  
phone: \_\_\_\_\_  
e-mail: \_\_\_\_\_

*Wedding Planner*

name: \_\_\_\_\_  
address: \_\_\_\_\_  
phone: \_\_\_\_\_  
e-mail: \_\_\_\_\_

*OneWed Vendor Contact List*

*Videographer*

name: \_\_\_\_\_  
address: \_\_\_\_\_  
phone: \_\_\_\_\_  
e-mail: \_\_\_\_\_

*Bridal Shop*

name: \_\_\_\_\_  
address: \_\_\_\_\_  
phone: \_\_\_\_\_  
e-mail: \_\_\_\_\_

*Transportation*

name: \_\_\_\_\_  
address: \_\_\_\_\_  
phone: \_\_\_\_\_  
e-mail: \_\_\_\_\_

*Tux Rentals*

name: \_\_\_\_\_  
address: \_\_\_\_\_  
phone: \_\_\_\_\_  
e-mail: \_\_\_\_\_

*Decorations & Rentals*

name: \_\_\_\_\_  
address: \_\_\_\_\_  
phone: \_\_\_\_\_  
e-mail: \_\_\_\_\_

*Beauty Salon & Spa*

name: \_\_\_\_\_  
address: \_\_\_\_\_  
phone: \_\_\_\_\_  
e-mail: \_\_\_\_\_

*Favors & Gifts*

name: \_\_\_\_\_  
address: \_\_\_\_\_  
phone: \_\_\_\_\_  
e-mail: \_\_\_\_\_

*Hotels*

name: \_\_\_\_\_  
address: \_\_\_\_\_  
phone: \_\_\_\_\_  
e-mail: \_\_\_\_\_

name: \_\_\_\_\_  
address: \_\_\_\_\_  
phone: \_\_\_\_\_  
e-mail: \_\_\_\_\_

name: \_\_\_\_\_  
address: \_\_\_\_\_  
phone: \_\_\_\_\_  
e-mail: \_\_\_\_\_

name: \_\_\_\_\_  
address: \_\_\_\_\_  
phone: \_\_\_\_\_  
e-mail: \_\_\_\_\_

name: \_\_\_\_\_  
address: \_\_\_\_\_  
phone: \_\_\_\_\_  
e-mail: \_\_\_\_\_

## Let's Get This Wedding Party Started

### Bridesmaids

name: \_\_\_\_\_  
 address: \_\_\_\_\_  
 phone: \_\_\_\_\_  
 e-mail: \_\_\_\_\_  
 size: \_\_\_\_\_

name: \_\_\_\_\_  
 address: \_\_\_\_\_  
 phone: \_\_\_\_\_  
 e-mail: \_\_\_\_\_  
 size: \_\_\_\_\_

name: \_\_\_\_\_  
 address: \_\_\_\_\_  
 phone: \_\_\_\_\_  
 e-mail: \_\_\_\_\_  
 size: \_\_\_\_\_

name: \_\_\_\_\_  
 address: \_\_\_\_\_  
 phone: \_\_\_\_\_  
 e-mail: \_\_\_\_\_  
 size: \_\_\_\_\_

name: \_\_\_\_\_  
 address: \_\_\_\_\_  
 phone: \_\_\_\_\_  
 e-mail: \_\_\_\_\_  
 size: \_\_\_\_\_

### Groomsmen

name: \_\_\_\_\_  
 address: \_\_\_\_\_  
 phone: \_\_\_\_\_  
 e-mail: \_\_\_\_\_  
 size: \_\_\_\_\_

name: \_\_\_\_\_  
 address: \_\_\_\_\_  
 phone: \_\_\_\_\_  
 e-mail: \_\_\_\_\_  
 size: \_\_\_\_\_

name: \_\_\_\_\_  
 address: \_\_\_\_\_  
 phone: \_\_\_\_\_  
 e-mail: \_\_\_\_\_  
 size: \_\_\_\_\_

name: \_\_\_\_\_  
 address: \_\_\_\_\_  
 phone: \_\_\_\_\_  
 e-mail: \_\_\_\_\_  
 size: \_\_\_\_\_

name: \_\_\_\_\_  
 address: \_\_\_\_\_  
 phone: \_\_\_\_\_  
 e-mail: \_\_\_\_\_  
 size: \_\_\_\_\_

## Savvy Bride's Wedding Day Kit

Everything you should have, nothing you should hold (yourself)

- Prescription medications
- Contact lenses, saline, eye drops
- Pain relievers, stomach soothers
- Feminine products
- Band-aids
- Toothbrush, toothpaste, mints
- Deodorant

Health

- Small mirror, scissors
- Brush, comb, hair spray, bobby pins & hair ties
- Touch-up makeup
- Iron/steamer
- Nail polish, glue, file
- Straw for drinking
- Blotting paper, tissue
- Stain remover
- Sewing kit, matching thread
- Double-sided tape
- Safety pins
- Lint brush, static guard
- Flat shoes/flip-flops
- Dress, veil, garter, lingerie
- Shoe polish, black socks, cuff links

Beauty & fashion

- Cell phone, important phone #s
- Driving/walking directions
- Snacks, drinks
- Tips for your wedding vendors
- Marriage license
- Pen, paper
- Sense of humor
- Your game face
- Sexyback

Well-being

